

Shanghai Diesel Engine Co., Ltd.

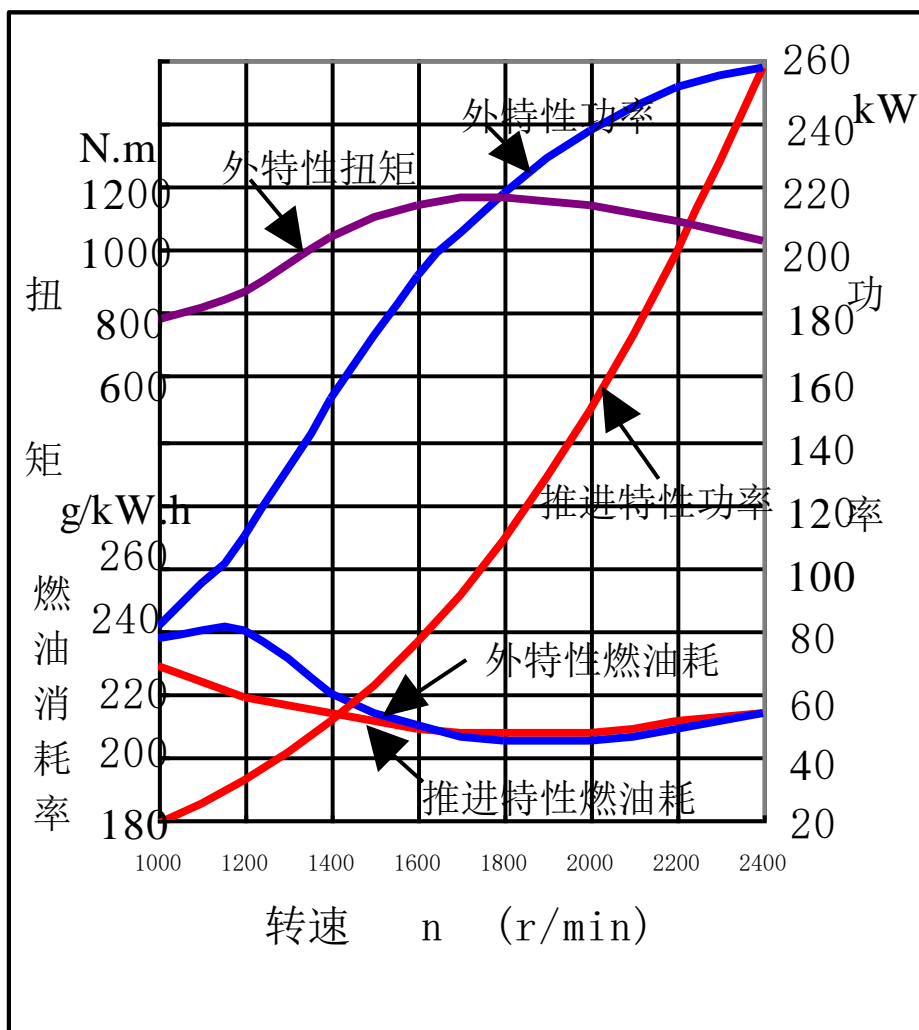
D683ZLCA9B (Max power 290kW/2500r/min)

marine diesel engine

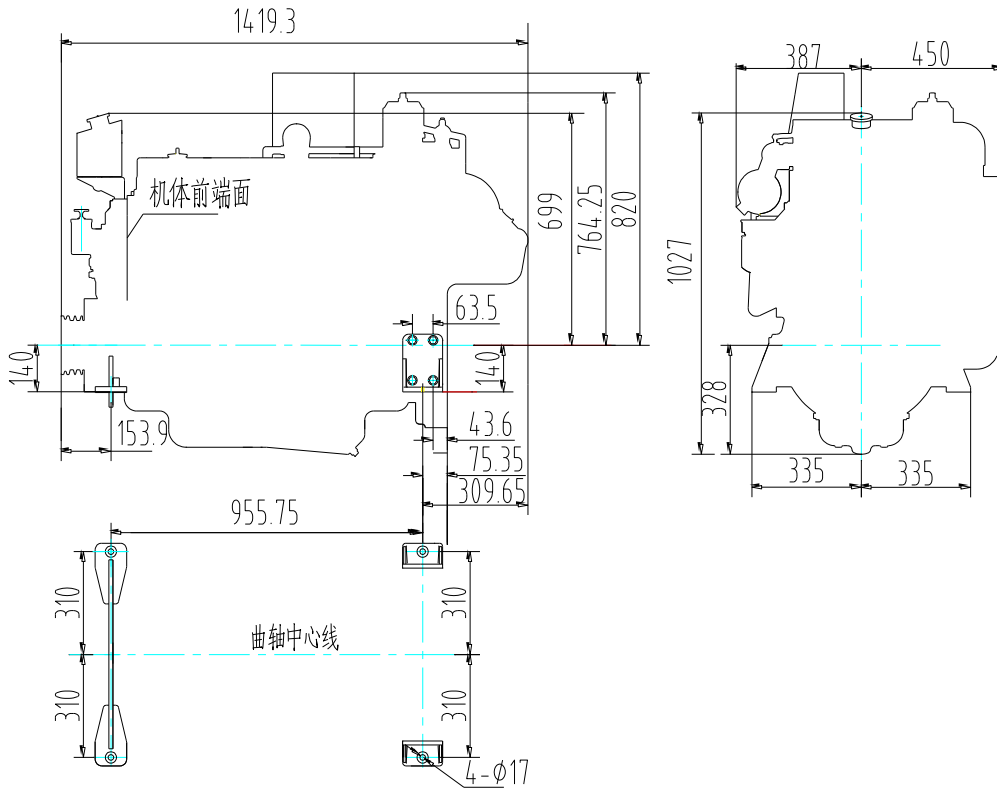
■ specification

Cyl No&type	6 in-line
Type	4 stroke/direct injection/turbocharged&intercooled
bore	114mm
stroke	135mm
compression ratio	16:1
rated power	264 kW
rated speed	2430 r/min
overload power	290kW
overload speed	2500 r/min
oceangoing rated power	258 kW
oceangoing overload power	283 kW
rated fuel consumption	≤220 g/kW.h
oil consumption	≤0.8g/kW.h
min unload speed	800r/min
Speed Governing Rate	≤ 10%
cooling system	Seawater-fresh water double system
start mode	starter (24V)
Crankshaft Rotation	Anticlockwise (From flywheel end)
noise	≤118dB(A)
emission	IMO
net weight	800 kg
exhaust temp	≤490°C
exhaust smoke	≤2.5 Bosch
Air intake flow	1390m ³ /h
Exhaust flow	860kg/h
oil capacity	13/17 L

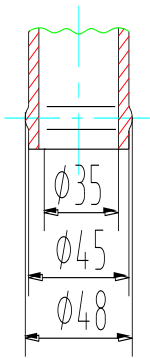
■ 性能曲线 performance curve



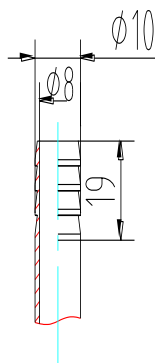
■ overall drawing



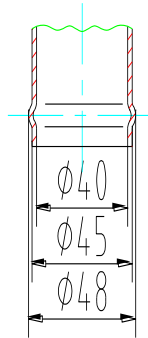
海水泵进水口



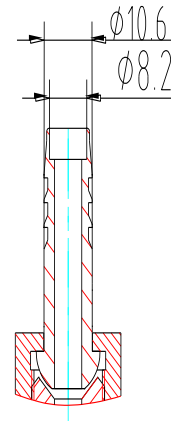
输油泵燃油进油接头



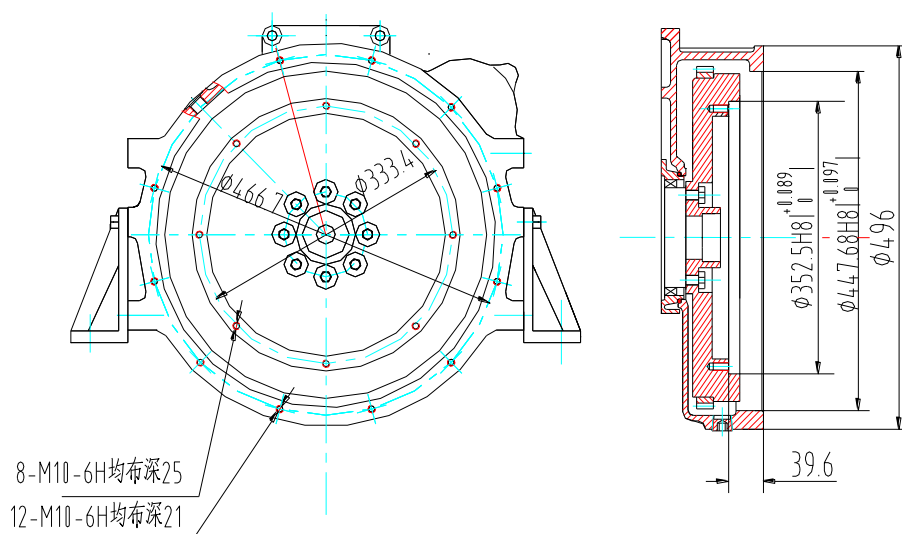
热交换器海水出水口



燃油冷却器处燃油出油接头



后端飞轮输出连接尺寸



飞轮壳: SAE J617C NO:2
飞轮: SAE J620d NO:11 1/2